

A hand is pointing at a document that features several charts and graphs, including a pie chart and a bar chart. The background is a light blue gradient.

# Total Hip & Knee Replacement

---

*A Cost Analysis*



**DataSmart Solutions**

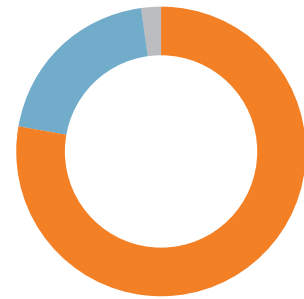
1111 North Rodney, Suite 4 | Helena, MT 59601 | P: 406.447.3313

E: [info@thinkdatasmart.com](mailto:info@thinkdatasmart.com) | [www.thinkdatasmart.com](http://www.thinkdatasmart.com)



# Total Hip Replacement Cost Analysis

DAYS	RISK	TOTAL CHARGE
All	2.91	\$72,866
No Stay Data	2.47	\$57,072
2	3.65	\$109,618
3	2.82	\$47,602
4	2.79	\$49,412

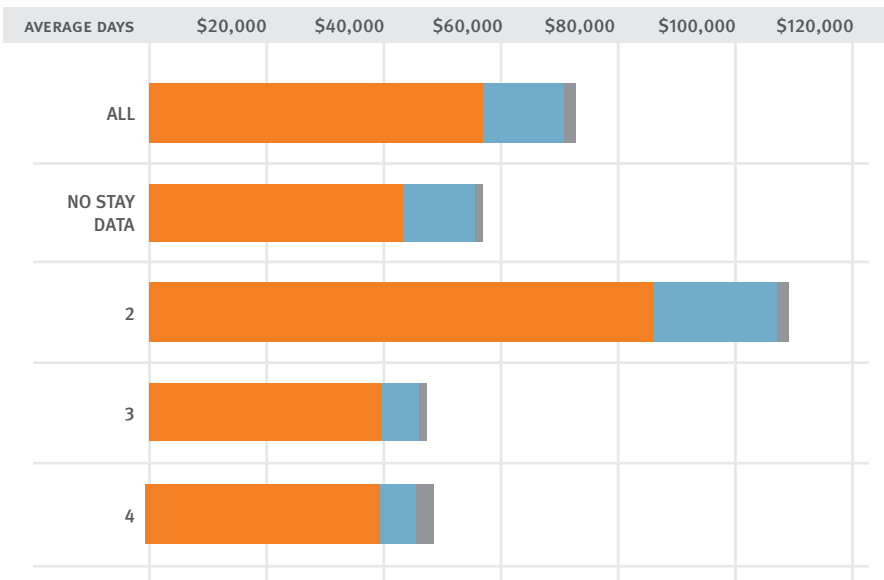


Where the costs are coming from

Facility  
**78%**

Surgery  
**20%**

Other  
**2%**

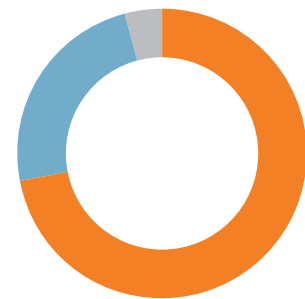




# Total Knee Replacement

## Cost Analysis

DAYS	RISK	TOTAL CHARGE
All	2.59	\$55,971
No Stay Data	1.19	\$50,242
2	2.62	\$56,395
3	4.59	\$53,964
4	3.86	\$110,272
5	0.82	\$59,952
10	4.57	\$58,531



Where the costs are coming from

Facility  
**72%**

Surgery  
**24%**

Other  
**4%**

